



US00D561463S

(12) **United States Design Patent** (10) **Patent No.:** **US D561,463 S**  
**Malhotra** (45) **Date of Patent:** **\*\* Feb. 12, 2008**

(54) **CELL PHONE CASE WITH HEADSET HOLDER**

*Primary Examiner*—Catherine R. Oliver  
(74) *Attorney, Agent, or Firm*—Elliot Furman

(76) Inventor: **Rohit Malhotra**, 95 Stirrup La., Woodbury, NY (US) 11791

(57) **CLAIM**

I claim the ornamental design for a cell phone case with headset holder, as shown and described.

(\*\*) Term: **14 Years**

(21) Appl. No.: **29/248,431**

**DESCRIPTION**

(22) Filed: **Aug. 16, 2006**

FIG. 1 is a front perspective view of a cell phone case with headset holder.

(51) **LOC (8) Cl.** ..... **03-01**

FIG. 2 is a front view thereof.

(52) **U.S. Cl.** ..... **D3/218**

FIG. 3 is a rear view thereof.

(58) **Field of Classification Search** ..... D3/218, D3/219, 215, 224–228; 224/666–677, 680–681, 224/240, 250; 206/320, 305

FIG. 4 is a left side view thereof.

FIG. 5 is a right side view thereof.

See application file for complete search history.

FIG. 6 is a top view thereof.

FIG. 7 is a bottom view thereof.

(56) **References Cited**

U.S. PATENT DOCUMENTS


FIG. 8 is a rear perspective view thereof; and,

FIG. 9 is a front perspective view thereof in a partially open position.

D515,807 S \* 2/2006 Faillace ..... D3/218  
D543,023 S \* 5/2007 Han et al. .... D3/218  
2001/0035444 A1 \* 11/2001 Alis ..... 224/666

\* cited by examiner

**1 Claim, 5 Drawing Sheets**






FIG. 1

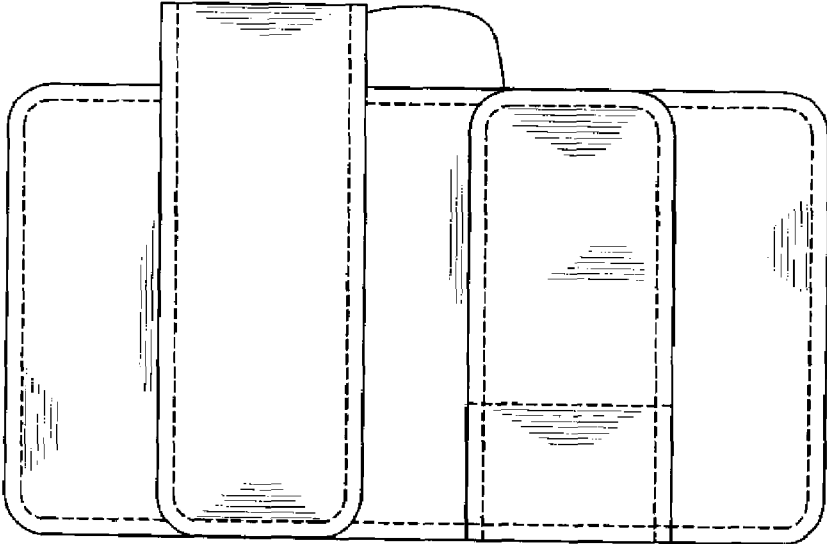


FIG. 2

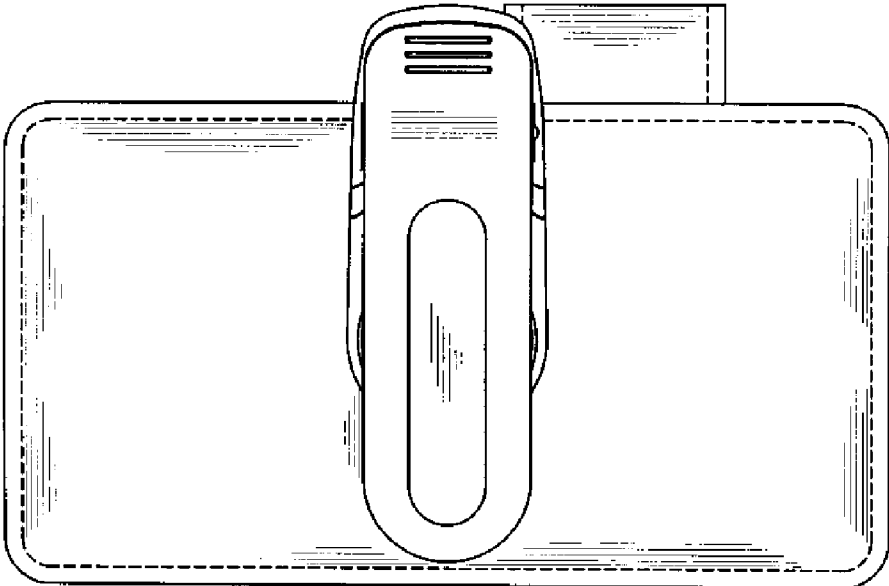


FIG. 3

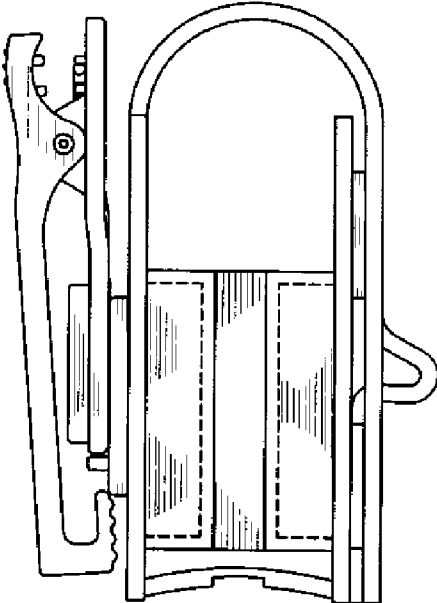


FIG. 4

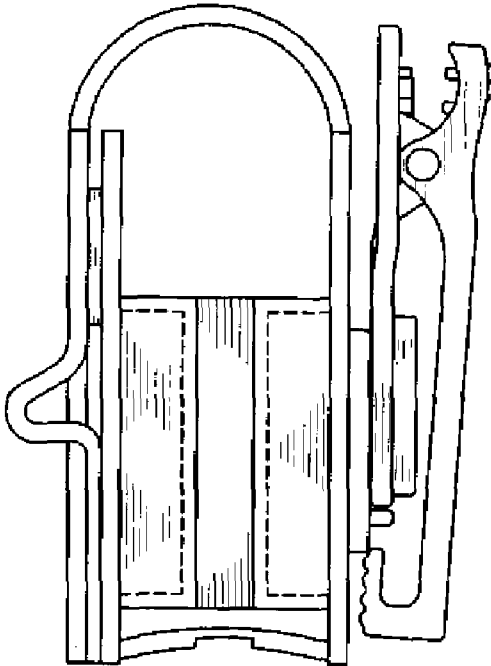


FIG. 5




FIG. 6

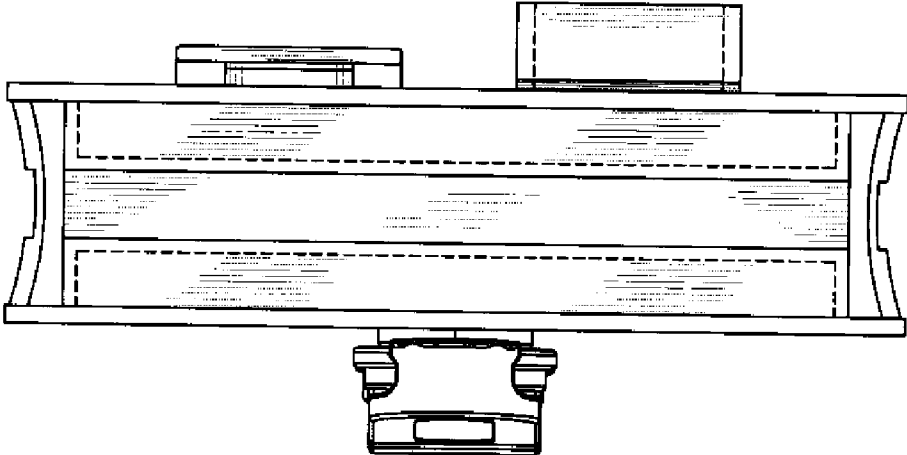


FIG. 7

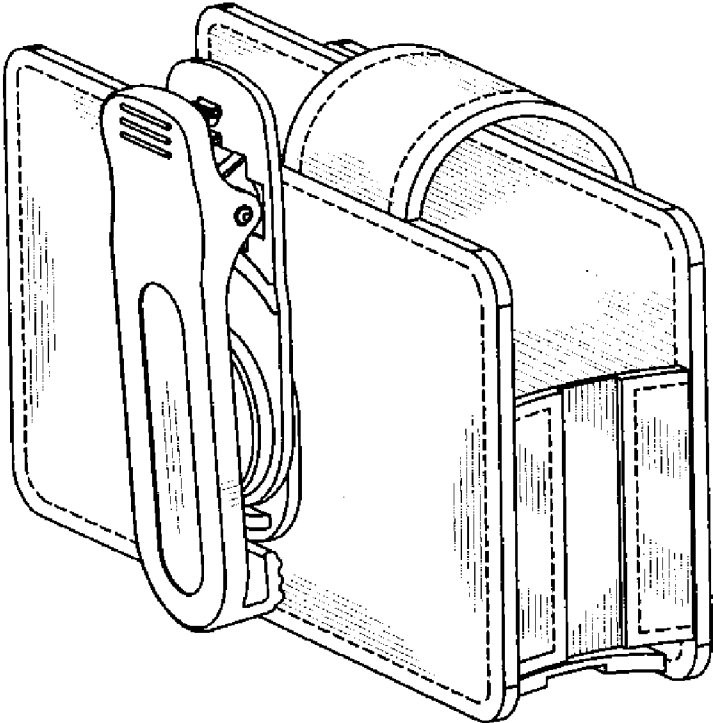


FIG. 8

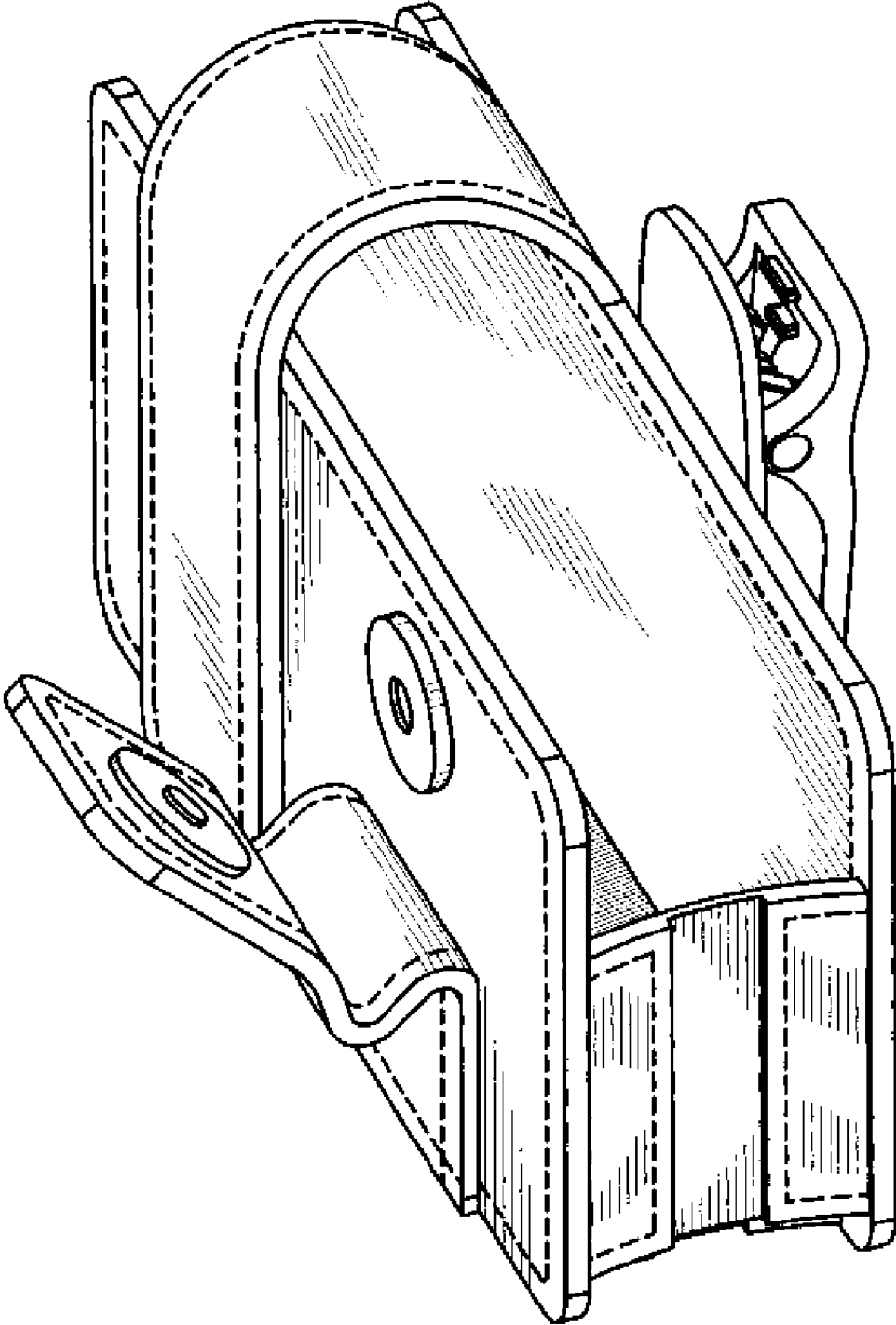


FIG. 9